



Livestock



In safe hands

Since 1958, people have put their trust in our trailers, just ask an owner - they're not difficult to find. As specialists in trailer design and engineering, we have continued to set the standard both in the UK and throughout much of Europe. We are an independent company with one focus: to build the best products on the market. More than 30,000 people choose our trailers each year - but we're not standing still. Our dedicated investment in new technologies and materials ensures that our products continue to exceed the expectations of our customers. We know that quality, strength, value and ease of maintenance are of vital importance to you. That's why we've made them the driving force behind everything we do.



Ifor Williams Livestock Trailers

Located in rural North Wales, we have grown up in the agricultural community, employing local people with farming links. Our unique understanding of the industry allows us to deliver the highest quality products and contribute to the protection of this precious way of life. Take a look at any of the features of our livestock trailers. You'll find that practicality, safety and reliability are paramount to us.

Flexibility


From the smallest P6e to the largest 14' tri axle, Ifor Williams Trailers have something to meet the demands of most livestock farmers. From sheep and pigs to heifers and prize bulls we have the trailer for the job. Our renowned EasyLoad™ sheep deck system has never been bettered by the competition making Ifor Williams the leader in livestock trailers in the UK.

Built to last

The galvanized steel chassis and drawbar offer unbeatable corrosion protection. Couple this with the high strength, impact-resistant aluminium side panels, these trailers will often outlast the vehicles that tow them. The distinctive steel roof channels on braked models give a strong and rigid frame. The flooring on these trailers comprises of thick pressure treated timber planking protected by 2mm thick slip resistant aluminium treadplate.

Stability when towing

All of our braked trailers feature the exclusive Ifor Williams beam axle and leaf spring suspension system which has been developed and refined for a safe and stable ride. Similar systems are widely used on commercial vehicles where performance under load is essential. Renowned for its durability and ease of maintenance the Ifor Williams beam axle system contributes significantly to the low depreciation of our trailers.



DP120 10' (6' headroom) standard ramp

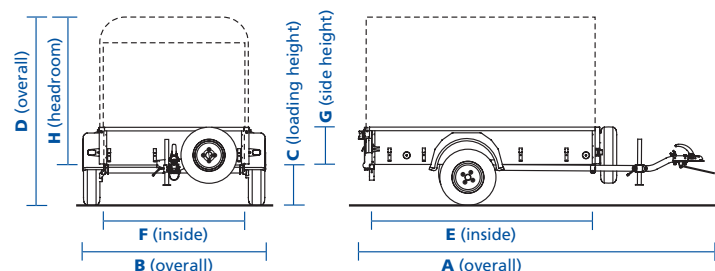


P6e Livestock with 20.5 x 8-10 tyres (750kg)

P6e/P7e Unbraked Livestock Trailer



P7e with ramp, optional rear prop stands and 20.5 x 8-10 tyres (750kg)



Dimensions in Metres

Trailer	Tyres	A	B	C	D	E	F	G	H	Gross Weight
P6e	145R10	2.95	1.65	0.40	1.58	1.98	1.21	0.31	1.12	500kg
P6e	20.5 x 8-10	2.95	1.72	0.41	1.59	1.98	1.21	0.31	1.12	750kg
P6e	145R13	2.95	1.63	0.40	1.58	1.98	1.21	0.31	1.12	500kg
P6e	145R13	2.95	1.63	0.41	1.59	1.98	1.21	0.31	1.12	750kg
P7e	20.5 x 8-10	3.18	1.72	0.41	1.59	2.21	1.21	0.31	1.12	750kg
P7e	145R13	3.18	1.63	0.40	1.58	2.21	1.21	0.31	1.12	500kg
P7e	145R13	3.18	1.63	0.41	1.59	2.21	1.21	0.31	1.12	750kg

See back cover for unladen weights



P6e with optional stock ramp door, weldmesh panelled sides and 20.5 x 8-10 tyres (750kg)



P6e with ramp and 20.5 x 8-10 tyres (750kg)

Our P6e and P7e livestock range offers small unbraked trailers with outstanding flexibility both on and off road. Light enough to be towed by a quad bike, they can be used for moving sheep or calves around the farm on short off-road journeys. With the canopy removed, the trailers become general utility trailers for carrying feed, fertiliser and other goods.

The livestock versions include aluminium ramp gates, ventilation louvres in the front of the canopy and fixing points for the optional cross division.

Other standard features of the P6e and P7e include:

- Spare wheel and carrier
- 50mm ball coupling
- Front prop stand
- Rope hooks
- Impact resistant plastic mudguards
- Aluminium / steel loading ramps

The optional welded mesh side panels are invaluable when carrying large bulky objects such as wool, branches and firewood. The P6e has a floor area of 1.21m x 1.98m and a maximum gross weight of either 500 or 750kg. The P7e is slightly longer with a floor space of 1.21m x 2.21m and is ideal for transporting larger quad bikes around the farm.

The axle, drawbar and body panels of the P6e and P7e are constructed from hot-dipped galvanized steel. The floor is 18mm thick high density plywood with a tough, water-proof resin coating on both sides. A factory fitted option of 2mm aluminium treadplate overlay is available. The loading ramp is panelled in 2mm thick slip resistant aluminium treadplate.

A single axle (rubber torsion type) is fitted with a choice of either 145R10 (P6e only, 500kg gross weight), 145R13 (500 & 750kg gross weight) or 20.5 x 8-10 (750kg gross weight) floatation tyres.

Other variants of the P6e and P7e are available. Our complete range of P6e and P7e trailers can be found in our unbraked brochure, available from your local distributor.

P6/P8

Livestock Trailers



These two models, the lightest in our braked Livestock range, are designed for those who need a light yet robust means of transporting small types of livestock. Easy to tow, reverse and manoeuvre, the trailers will meet the needs of the most serious of farming professionals.

They are ideal for those who regularly attend agricultural shows with their prize animals.

The distinctive steel roof channels give a strong and rigid frame to which the aluminium side panels and heat-reflecting roof are secured. With single axle beam, leaf sprung suspension and galvanized steel chassis, these trailers differ only in size to their larger cousins.

With a maximum gross weight of 1400kg, they can be towed by most large family cars. They provide a payload of 1010kg for the 6' version and 960kg for the 8' version. Both models offer 4' and 5' of headroom with a width of 4'. Other standard features include:

- Front Inspection door
- Spare wheel and carrier
- 50mm locking ball coupling
- Side vents and flaps
- Aluminium ramp side gates
- Loading ramp



TA5

Livestock Trailers



TA5 10' (4' headroom)

AVAILABLE IN 8', 10', 12' LENGTH

The TA5 4' headroom models are slightly wider than the P6 and P8 at 5', and feature wider side vents with flaps giving increased ventilation. With the low headroom and increased floor area, the wind resistance is minimised when towing, a bonus when travelling long distances. The twin axles provide a maximum gross weight of 2700kg.

These trailers have the Ifor Williams axle beam and leaf sprung suspension, galvanised steel chassis, aluminium side panels and heat reflecting roof. The rear ramp is covered with grip face aluminium planking and is fitted with a ramp assistor.

The TA5 livestock trailer includes aluminium ramp gates, durable pressure treated timber planking covered with aluminium treadplate flooring, front access door and receiver brackets for the optional cross division.



Available in 8', 10', and 12' body lengths, the TA5 4' headroom models also include the following standard features:

- Front Inspection door
- Spare wheel and carrier
- 50mm locking ball coupling
- Oversized side vents and flaps
- Aluminium ramp side gates
- Rear ramp assistor

TA5

Livestock Trailers

These models are designed for those who require an alternative to the larger TA510 or DP120. The TA5 range with 6' or 7' headroom is a substantial but slightly narrower trailer, ideal for navigating rural tracks and lanes.

The TA5 6' and 7' are available in 8', 10', and 12' body lengths. The 8' and 10' versions have a maximum gross weight of 2700kg, while the 12' heavy duty version offers 3500kg maximum gross weight.

All sizes are available with either the standard ramp, combination ramp doors or with the EasyLoad™ ramp and folding deck system. The award winning EasyLoad™ ramp and folding deck system have been designed to enable the handler to load two decks of sheep without having to manhandle large weights. The system is shown in more detail later in the brochure.

Fitted with twin axle beam and leaf sprung suspension, galvanized steel chassis, aluminium side panels and heat reflecting roof panels. The rear ramp is covered with grip face aluminium planking and is spring-assisted for ease of operation. The flooring is durable pressure treated timber planking covered with slip resistant aluminium treadplate. Other standard features include:

- Spare wheel and carrier
- 50mm locking ball coupling
- Aluminium ramp gates
- Side vents and flaps
- Split front access door
- Rear ramp assistor



TA5 12' (6' headroom)

**AVAILABLE IN 8',
10', 12' LENGTH &
6', 7' HEADROOM**



TA5 8' (6' headroom)

TA510

Livestock Trailers



TA510 14' Tri-axle
(6' headroom)

**AVAILABLE IN 10',
12', 14' LENGTH &
6', 7' HEADROOM**



TA510 10'
(7' headroom)



The TA510 range offers substantial high specification trailers, designed for those who require the maximum volume and gross weight available.

Body lengths of 10', 12' and 14' are available, with height options of 6' and 7'. The 7' versions, with optional centre partition fitted, allow two 16.2hh horses to be transported*. All trailers have a maximum gross weight of 3500kg; payload varies between 2010kg and 2550kg depending on size and specification. All sizes are available with either the standard ramp, combination ramp doors or with the EasyLoad™ ramp and folding deck system (shown in more detail later in the brochure).

TA510 trailers are fitted with a twin axle beam (tri-axle option on 14' model), leaf sprung suspension, galvanized steel chassis, aluminium side panels, heat reflecting roof, and grip-faced aluminium planking covered rear ramp.

These trailers also feature aluminium ramp gates, pressure treated timber planking with slip resistant aluminium treadplate flooring, receiver brackets for the optional cross divisions, side ventilation flaps and front access door. Other standard features include:

- Spare wheel and carrier
- 50mm locking ball coupling
- Aluminium ramp gates
- Side vents and flaps
- Split front access door
- Rear ramp assister
- Heavy duty Jockey wheel

*Subject always to The Welfare of Animals (Transport) Order 1997.

DP120 Dual Purpose Trailers

The DP120 range combines a substantial maximum volume and gross weight (3500kg) with the option of a removable container. When the container is removed, the DP120 can be used as a conventional flatbed trailer.



Body lengths of 10', 12' and 14' are available, all with standard headroom of 6'. A tri-axle is an option on the 12' model and standard on the 14' version.

All sizes are available with either the

standard ramp or with the EasyLoad™ ramp and folding deck system (shown in more detail later in the brochure).

The trailer also includes aluminium ramp gates, pressure treated timber planking and slip-resistant aluminium treadplate flooring, receiver brackets for the optional cross division, side ventilation flaps and a split front access door. Other standard features include:

- Spare wheel and carrier
- 50mm ball coupling
- Aluminium ramp gates
- Side vents and flaps
- Split front access door
- Rear ramp assistor
- Headboard sockets for use with optional headboard in flatbed configuration
- Heavy duty Jockey wheel

Other options include dropside fittings and kit.







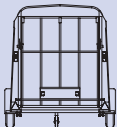
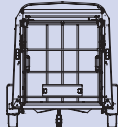
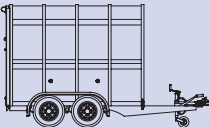


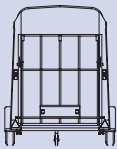
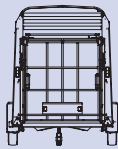

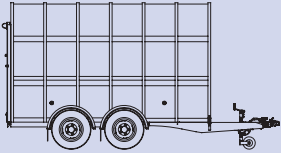

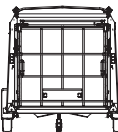
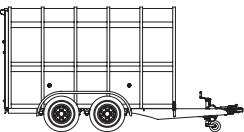
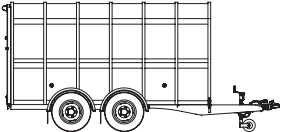
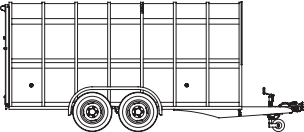
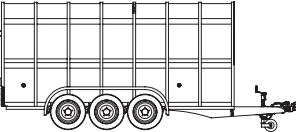

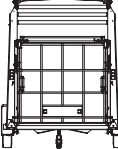



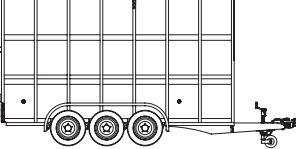
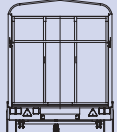
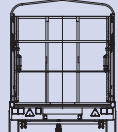


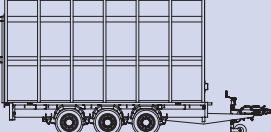

DP120 12'
(6' headroom)

**AVAILABLE IN 10',
12', 14' LENGTH**



DP120 14'
Tri Axle

Livestock Trailer Range

	STD RAMP	EASYLOAD	8'	10'	12'	12' TRI-AXLE	14'	14' TRI-AXLE
TA5 4' H/R		N/A				N/A	N/A	N/A
TA5 6' H/R						N/A	N/A	N/A
TA5 7' H/R			N/A			N/A	N/A	N/A
TA510 6' H/R			N/A			N/A		
TA510 7' H/R			N/A			N/A		
DP120			N/A				N/A	

Livestock Trailer Features

It's the attention to detail of Ifor Williams trailers that makes our products so popular with owners. Just take a look at these standard features.



Chassis & floor



Beam axle



Coupling head



Spare Wheel

Chassis

The underside of the trailer features a galvanized steel chassis and drawbar.

Beam axle

Ifor Williams beam axle system increases stability and reliability, whilst ensuring minimum maintenance.

Floor

Floors consist of pressure-treated timber planking under 2mm slip-resistant aluminium treadplate.

Roof

The heat-reflecting white PVC-coated galvanized steel roof panels are similar to those used in the construction industry.

Roof Channels

The galvanised steel roof channels add body rigidity and strength.

Coupling head

Lockable low profile coupling head ensures optimum clearance of 4x4 rear doors.

Front access door

A single door is fitted to 4' headroom models for quick easy access. The split door on 6' and 7' models allows separate access to lower and upper decks.


Side Vents

Quick clip vents in either open or closed position.

Spare Wheel

Spare wheel fitted as standard.

TA510 12' (6' headroom) with optional side gate extensions and large cross division



Optional Equipment



Prop stands (Pair)

These help support and steady the rear of the trailer when loading and unloading (on DP Models, only available as part of integrated skid carrier).



Wind deflector

To improve the aerodynamics of the trailer the lightweight GRP nose cone reduces drag and improves fuel consumption especially on those long journeys. Available for 6' and 7' models only.



Cross divisions

Both full size and half size (upper and lower) cross divisions are available. These can be carried on the front of the trailer (limitations apply when nose cone is fitted.)



Centre partition

Only available in the 7' headroom models, the centre partition kit converts your livestock trailer to having two side-by-side stalls.



Ramp Gate extensions

Available on all 6' and 7' models the extension gates can be used to aid loading/unloading.



DP Container dmount

This kit enables you to remove the DP container from the flatbed with the use of a fork lift truck, enabling your livestock trailer to be used as a flatbed trailer.



Dropside fitting, drop side and loading skids

Available on DP models only, this option allows the fitting of dropsides and/or skids when the trailer is used as a flatbed. This option must be requested at the time of ordering.



Sump tank

Two recessed drain points in the floor allow liquid waste to drain into the tank during transit. Drain covers are swung to one side to allow solid waste to be washed out through the tank while the ramp is closed. Screw off covers enable both sides of the tank to be opened for easy and thorough cleaning.



Combination Ramp/Doors

Now available on TA5/TA510 on standard 6'/7' headroom models. The factory fitted ramp operates normally but can also be opened as doors to allow fork-truck access. This is ideal for loading pallets etc. *Not available with deck system.

This option must be stated at the time of order as they cannot be offered as a modification.

*Always ensure that the load is distributed evenly and centred over the axles.



EasyLoad™ Deck system

Unique to Ifor Williams the factory fitted EasyLoad™ ramp and folding deck system simplifies the loading of the upper deck without the need to manhandle ramps or livestock.



With the deck system folded away the trailer is suitable for use with cattle and other livestock. All components are stored on board the trailer and are conveniently and safely stowed for quick access. When required the deck can be deployed and stowed within a few minutes without the need for any tools or special equipment.

With the decks deployed the EasyLoad™ ramp can be operated, lifting easily into position, assisted by way of two gas springs. This requires little effort from the operator and stowage is just as effortless. Utilising the weight of the operator the ramp lowers and is simply locked in place.

The EasyLoad™ ramp is used in conjunction with the folding deck system and must be specified at time of order.

EasyLoad™



Conventional loading

Decks neatly stowed away. In this mode the trailer can be used as conventional livestock trailer suitable for cattle and other larger livestock. Rear barrier, deck supports and front deck leaf are all stowed neatly against the front panel.



Upper deck loading

Decks deployed and rear barrier in the loading position. EasyLoad™ ramp in the upper deck loading position.



Lower deck loading

Rear barrier closed and EasyLoad™ ramp in the lowered position.

DP120 12' model shown, with optional small cross divisions.



EasyLoad™ deployed and rear barrier lowered.



Upper deck loaded.



Rear barrier closed.



EasyLoad™ has been lowered and the lower deck is being loaded.

Model shown above features optional side gate extensions and small cross divisions.

Livestock Trailer Specifications

		Maximum Gross Weight	Tyres	Trailer fitted with EasyLoad™ Ramp and Aluminium Sheep Deck System	Trailer fitted with Standard Ramp without Sheep Deck	Trailer fitted with Combination Ramp Doors without Sheep Deck*	Cross Division	Small Cross Division (For use with Sheep Deck System only)	Wind Deflector	Ramp Gate Extensions (Pair)	Centre Partition Kit (7 Headroom Models only)	Breast Bar Only (For use with Centre Partition Kit only)	Sump Tank	Prop Stands (Pair)	Weldmesh Panelled Side Extensions	Ladder Rack	Aluminium Tread Plate Floor Covering
P6e	Single Axle	500kg	145R10	-	•	Option	Option	-	-	-	-	-	-	Option	Option	Option	Option
P6e	Single Axle	750kg	20.5 x 8-10	-	•	Option	Option	-	-	-	-	-	-	Option	Option	Option	Option
P6e	Single Axle	500kg	145R13	-	•	Option	Option	-	-	-	-	-	-	Option	Option	Option	Option
P6e	Single Axle	750kg	145R13	-	•	Option	Option	-	-	-	-	-	-	Option	Option	Option	Option
P7e	Single Axle	750kg	20.5 x 8-10	-	•	Option	Option	-	-	-	-	-	-	Option	Option	Option	Option
P7e	Single Axle	500kg	145R13	-	•	Option	Option	-	-	-	-	-	-	Option	Option	Option	Option
P7e	Single Axle	750kg	145R13	-	•	Option	Option	-	-	-	-	-	-	Option	Option	Option	Option
P6	4' H/R (Single Axle)	1400kg	165R13C	-	•	-	Option	-	-	-	-	-	-	Option	-	-	Std
P6	5' H/R (Single Axle)	1400kg	165R13C	-	•	-	Option	-	-	-	-	-	-	Option	-	-	Std
P8	4' H/R (Single Axle)	1400kg	165R13C	-	•	-	Option	-	-	-	-	-	-	Option	-	-	Std
P8	5' H/R (Single Axle)	1400kg	165R13C	-	•	-	Option	-	-	-	-	-	-	Option	-	-	Std
TA5	8'x4' H/R	2700kg	165R13C	-	•	-	Option	-	-	-	-	-	Option	Option	-	-	Std
TA5	10'x4' H/R	2700kg	165R13C	-	•	-	Option	-	-	-	-	-	Option	Option	-	-	Std
TA5	12'x4' H/R	2700kg	165R13C	-	•	-	Option	-	-	-	-	-	Option	Option	-	-	Std
TA5	8'x6' H/R	2700kg	165R13C	•	•	•	Option	Option	Option	Option	-	-	Option	Option	-	-	Std
TA5	10'x6' H/R	2700kg	175/75R16C	•	•	•	Option	Option	Option	Option	-	-	Option	Option	-	-	Std
TA5	10'x7' H/R	2700kg	175/75R16C	•	•	•	Option	Option	Option	Option	Option	Option	Option	Option	-	-	Std
TA5HD	12'x6' H/R	3500kg	175/75R16C	•	•	•	Option	Option	Option	Option	-	-	Option	Option	-	-	Std
TA5HD	12'x6' H/R	3500kg	6.50R16C	•	•	•	Option	Option	Option	Option	-	-	Option	Option	-	-	Std
TA5HD	12'x7' H/R	3500kg	175/75R16C	•	•	•	Option	Option	Option	Option	Option	Option	Option	Option	-	-	Std
TA5HD	12'x7' H/R	3500kg	6.50R16C	•	•	•	Option	Option	Option	Option	Option	Option	Option	Option	-	-	Std
TA510	10'x6' H/R	3500kg	175/75R16C	•	•	•	Option	Option	Option	Option	-	-	Option	Option	-	-	Std
TA510	10'x6' H/R	3500kg	6.50R16C	•	•	•	Option	Option	Option	Option	-	-	Option	Option	-	-	Std
TA510	10'x7' H/R	3500kg	175/75R16C	•	•	•	Option	Option	Option	Option	Option	Option	Option	Option	-	-	Std
TA510	10'x7' H/R	3500kg	6.50R16C	•	•	•	Option	Option	Option	Option	Option	Option	Option	Option	-	-	Std
TA510	12'x6' H/R	3500kg	175/75R16C	•	•	•	Option	Option	Option	Option	-	-	Option	Option	-	-	Std
TA510	12'x6' H/R	3500kg	6.50R16C	•	•	•	Option	Option	Option	Option	-	-	Option	Option	-	-	Std
TA510	12'x7' H/R	3500kg	175/75R16C	•	•	•	Option	Option	Option	Option	Option	Option	Option	Option	-	-	Std
TA510	12'x7' H/R	3500kg	6.50R16C	•	•	•	Option	Option	Option	Option	Option	Option	Option	Option	-	-	Std
TA510	14'x6' H/R	3500kg	6.50R16C	•	•	•	Option	Option	Option	Option	-	-	Option	Option	-	-	Std
TA510T	14'x6' H/R (Tri Axle)	3500kg	175/75R16C	•	•	•	Option	Option	Option	Option	-	-	Option	Option	-	-	Std
TA510	14'x7' H/R	3500kg	6.50R16C	•	•	•	Option	Option	Option	Option	Option	Option	Option	Option	-	-	Std
TA510T	14'x7' H/R (Tri Axle)	3500kg	175/75R16C	•	•	•	Option	Option	Option	Option	Option	Option	Option	Option	-	-	Std

• Trailer option
- Not Available
Std Standard Fit
*Single Stock Ramp Door on P6e & P7e models

The Ifor Williams commitment to trailer security

Each trailer is fitted with an ID plate which has a unique serial number etched on it. Additionally, the drawbar (except P6e, P7e, P6 & P8) has a different unique number cut through it, which is virtually impossible to alter without noticeably affecting the appearance of the numbers and galvanized finish.

The transport of animals is subject to The Welfare of Animals (Transport) Order 1997. For further details please contact your local DEFRA (Department for the Environment, Food and Rural Affairs) representative or visit their website: www.defra.gov.uk

				Trailer fitted with EasyLoad™ Ramp and Aluminium Sheep Deck System	Trailer fitted with Standard Ramp without Sheep Deck	Cross Division	Small Cross Division (For use with Sheep Deck System only)	Wind Deflector	Ramp Gate Extensions (Pair)	Dropside Fittings*	Dropside Kit**	Headboard	6' Long Perforated Galvanized Steel Skids (Pair)	6' Long Aluminium Skids (Pair)	8' Long Perforated Galvanized Steel Skids (Pair)	8' Long Aluminium Skids (Pair)	Integrated Skid Carrier and Prop Stands	Sump Tank
DP120	10'x6' H/R	3500kg	185/60R12C	•	•	Option	Option	Option	Option	Option	Option	Option	Option	Option	Option	Option	Option	Option
DP120	12'x6' H/R	3500kg	185/60R12C	•	•	Option	Option	Option	Option	Option	Option	Option	Option	Option	Option	Option	Option	Option
DP120T	12'x6' H/R (Tri Axle)	3500kg	185/60R12C	•	•	Option	Option	Option	Option	Option	Option	Option	-	-	Option	Option	Option	Option
DP120T	14'x6' H/R (Tri Axle)	3500kg	185/60R12C	•	•	Option	Option	Option	Option	Option	Option	Option	Option	Option	Option	Option	Option	Option

H/R - Headroom
*Dropside Fittings must be specified at time of order, factory fit only. **Dropside Kit only available when ordered with dropside fittings.

DP120 12' (6' headroom) with optional
side gate extensions



Ifor Williams Trailers Ltd

Cynwyd, Corwen, Denbighshire LL21 0LB UK

Telephone +44 (0)1490 412527

Facsimile +44 (0)1490 413216

For further information visit our
comprehensive website

www.iwt.co.uk

Product design, descriptions, colours, specifications etc. correct at time of going to press. We constantly strive to improve our products, and from time to time this may result in changes to our range or to individual models. Please check that design, description, colours, specifications described in this brochure are still valid at the time of placing an order.

Our distributors have extensive product knowledge and will be pleased to offer assistance in the selection of your trailer.

© Ifor Williams Trailers Ltd 2006.
All rights reserved.

No part of this publication may be reproduced in any form or by any means, without the prior written permission of Ifor Williams Trailers Ltd.

Distributed throughout the UK & Europe

09/06